

Deep Muscle Stimulator

Operating manual

1. Product brief introduction

Competitive sports and fitness in today's rapid development, health and fitness has been a top priority of life. From professional athletes to the general population, there will be all kinds of muscle pain, most of the medium-term pain is due to muscle diseases caused by, such as: trigger points, muscle adhesion, strain, accumulation of lactic acid, scar tissue etc. DMS completely break the traditional method of massage therapy, massage, deep muscle stimulation by electric and mechanical vibration to hit deep muscle tissue, stimulate proprioceptive function.

Currently no other device on the market matches the effectiveness of the DMS.

Parameter

Power supply: DC24V / 60W, 2.5A / Max, external 100-240V

- Frequency: 20-60HZ
- Size: 24cm x 5cm x 13.6cm
- Telescopic distance: 6mm
- Handle diameter: 4.2cm
- Weight: 2.5kg
- Material: titanium alloy
- Number of treatment head: 3 (dimensions are 35/20/12mm)

2. Effect

- For the treatment and relaxation after training local muscle tension or muscles spasm, effectively reduced lactic acid build up after training, injury prevention, enhance athletic performance.
- For soft tissue injury rehabilitation sprains, strains and so on.
- Promoting blood circulation and lymphatic flow has a significant role.
- For chronic muscle pain we have a very significant effect.
- Through the muscle and fascia slight pulling effect, can effectively maintain its elasticity.
- Effective length of treatment is shortened muscles and stimulate weak muscles atrophy, effectively promote muscle strength balance and restore correct body posture, to help achieve greater range of motion.

3. Contraindications

- Do not use in or around in the following: eyes, teeth, breast, cancer, reproductive organs, electronic devices or prostheses, screws and other metal objects.
- For patients with diabetes, DMS can only be used in the soles of the feet and hands.
- Do not put any possible fracture DMS use.

If the pain is persistent, stop using it immediately and consult a physician.

- Do not use DMS to under 16 years of age, because of the growth of the link face (epiphysis) of the rich blood vessels.

- Do not use DMS for pregnant women.
- Do not use DMS in water or humid environments.

4. Precautions

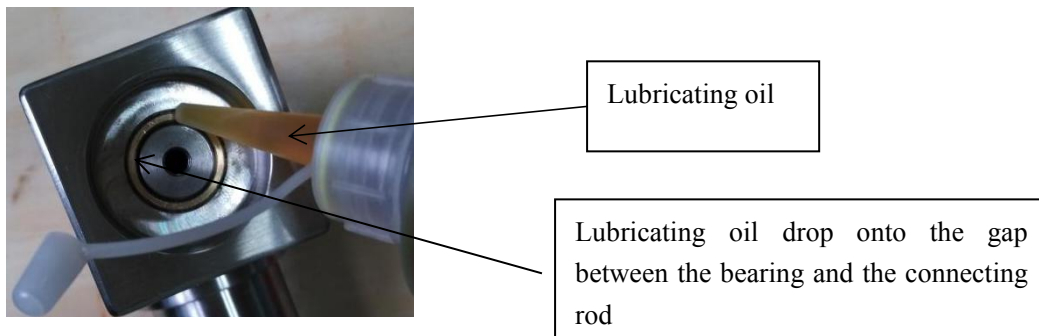
Use DMS can reduce muscle pain and soft tissue injuries before and after exercise.

- The patient does not need to take off any clothing, but need to removal of the belts, wallets, jewelry, shoes and other accessories. Require treatment with a soft pad folded dry towel .
- When using DMS should avoid in the region of the spine and bone structure.
- DMS can be used in any independent muscles or any muscles. Any muscle or soft tissue repair is not specified period of time. Always start with less pressure and gradually increase the pressure. Use DMS to do treatment should pay attention to patients emphasize to increase the water intake of the day.

5. Method of operation


Connect the power cord and adapter, plug socket. At this time adapter indicator will show green, indicate that the adapter and power connections are good.


Take out of the handle and treatment head (depending on the conditions to select a different size treatment heads), the treatment head is mounted in front of the handle, (lubricate at the bearing and connecting rod before installing treatment head, must lubricate before each treatment), treatment head must be tightened in place.



Connect the DC male connector on the adapter with the DC female connector of the power cable, and insert the DC male connector of the power cable into the DC female connector base at the bottom of the handle cover (see below picture). At this point the stimulator has been installed.

Turn the black switch to the right, and the red light indicates that the power is on. The treatment head will begin to work.






DC pedestal of handle bottom

Male connector of power cord



Status after connecting



Knob, rotate to left to minimum, to right to maximum

Indicator light

DC connecting female connector of power line

Adjusting knob to change the treatment of head movement frequency. It represents a connection to function properly. Adjusted according to the patient's rotary switch, to the right frequency, then you can begin treatment.

Each treatment time is controlled by the therapist depending on the degree of patient, normally treatment time is 15-20 minutes / time.

6. Precautions

Before treating the patient, replace the two towels (bath towel everyday life in general) in need of treatment site.

Grasp the handle, start up the knob to adjust the frequency, then the treatment of head movement has already begun. Patients can be treated.

Grasp the handle to avoid falling during the treatment, injury to the patient and the operator.

After treatment is completed, turn off the power switch, the machine will automatically stop working. After the completion of use need to unplug the power outlet.

7. Warnings

This device is a little bit heavy, handle must be clenched during the treatment, to avoid the injury of patients or operator incurred by the device drop.


It may cause the damage of the internal components if the device drops repeatedly. So the device must be placed in the middle of the table, to avoid unnecessary damage.

During the treatment, if the operator applies a lot of pressure, the motor will stop on its own to protect itself, please turn off the switch and restart it, then can continue to use, to avoid the damage of the internal components if stop for too long . This device has self-restoring function, so need to hold the handle when it stops, the device will automatically start working after 2-3 seconds, it is recommended to turn off the power switch to restart the device.

The external power supply is 220V, do turn off the power in time during the operation. Using the power adapter for long time will easily affect the service life of the device.

8. Maintenance and Repair

Since the device is transmitting mechanical vibration, it may produce loud sound during therapy after using for a period of time. Then please undo the screw on the cover, use clean cloth or tissue to clean grease inside, after clean, apply a drop of lubricating oil on the rotating parts as shown in the figure below, start the motor and low velocity operation so that the oil can flow into the components, finally cover the lid and lock the screws .



Before each treatment, do apply 2-3 drops of oil inside the Bearing in the front of the therapeutic head before assembling the therapeutic head. The corresponding mechanical lubricating oil needs to be purchased oneself or from the manufacturer.

It can use medical alcohol to disinfect and clean the appearance of the device and therapeutic head.

If the device breaks down during using, users do not dismantle it by himself, please return it to the manufacturer for professional repair.

The device will be scrapped by users after it comes to its service life..

9. Accessories and parts

No.	Object	Quantity
1	Aluminium alloy suitcase	1
2	Deep Muscle Stimulator	1
3	Treatment head	each one of 12/20/35 mm
4	Power line	1
5	Operate manual	1
6	Power Adapter	1
7	Warranty card	1

Warranty card

Customer name: _____ Contact number: _____

Address: _____

Product name: _____ Product model: _____

Date of purchase: _____ year _____ month _____ day

Warranty regulations:

1. First of all thank you for choose our products, for more convenient for you, please carefully read the regulations.
2. The card is the warranty certificate, the user for safe keeping, if lost, will not be returned.
3. This product is only entitled to one year free warranty to the host, within a year, if the host go wrong, the product can be sent to the manufacturer will repair free of charge rely on this card, other parts can contact the manufacturer to purchase a replacement.

4. The host failure caused by man-made accidents, misuse, abuse or irresistible natural factors, the Company does not assume warranty obligations.
5. Before the host maintenance, please back up your data yourself, the Company has no obligation for you to back up your data; if cause data loss in the process of maintenance, the company does not undertake any responsibility.
6. Unauthorized change and disassemble, the company is not under warranty.
7. Other issues shall be negotiated between the parties to resolve, the final interpretation of the Company.

Signed by the manufacturer:

Name: Shenzhen Oceanus Medical Device Co., Ltd Contact number: +86.755.8659-9459

Aftermarket address: Room 601,B building , Thunis Information Port, High Tech North Area,Nanshan District, Shenzhen 518057, Guangdong, China

For more information about the product or accessories, please consult the manufacturer, or please visit the website: <http://www.oceanuswave.com>