

New benchmarks in the field of *physiotherapy equipment*

*Quality
made
in Germany!*

PHYSIOSPORTS products are the Reinbold GmbH & Co. KG brand made especially for professional use in therapy and rehabilitation. Reinbold has been in the market for more than 50 years and has been specialised in the design and production of physiotherapeutic apparatus for more than 30 years. With German engineering skill, modern design and targeted solutions, we are your perfect partner for training and rehab equipment as well as therapy tables & benches.

Our products are produced in our factories in Germany and have an outstanding reputation worldwide.


Leg Press

Art. No. SR1NG

The Leg Press enables you to synergetically train the entire extensor muscles of the legs, especially the hip and knee joint extensors and the ankle joints.

- including movement limiters and lumbar cushion, as well as special noise reduction elements between the weights
- optimal low access, especially for hip and knee patients, as well as easy start position setting
- pneumatic spring-assisted back rest adjustment from sitting to almost lying and angle adjustable foot rest

PLATE LOAD:	151kg
WEIGHT GRADUATION:	3 x 5kg /17 x 8kg
EQUIPMENT DIMENSIONS:	(DxHxW) 96 x 183 x 216cm
OVERALL WEIGHT:	approx. 444kg



Adjustable back rest



Proprioception ball
Art. No. 10011860



Low easy access



■ For upholstery covers and frame colour refer to the colour chart on the last page of the catalogue!

PROLINE | NG



Pull-Down/Dips Art. No. SR7NG

Compared with traditional strength training equipment, the Pull Down/Dips Trainer from the PROLINE|NG line excels thanks to its linear movement which causes significantly less joint strain.

The pull-down exercise trains the chest, shoulder and arm muscles while simultaneously stabilising the spine, and the dips exercise strengthens the cervicothoracic transition while simultaneously training the shoulder blade depressors.

- including movement limiters
- seat height infinitely variable
- resistance-free adjustment of the training arm from pull down to dips
- including special noise reduction elements between the weights

PLATE LOAD:	75kg
WEIGHT GRADUATION:	15 x 5kg
EQUIPMENT DIMENSIONS:	(DxHxW) 79 x 194 x 117cm
OVERALL WEIGHT:	approx. 351 kg



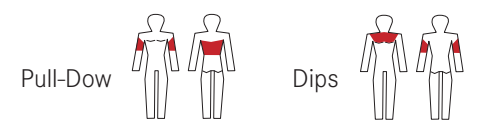
Position for dips exercise



Height adjustable training arm



Comfortable seat adjustment



■ For upholstery covers and frame colour refer to the colour chart on the last page of the catalogue!

PROLINE|NG



Leg Extension Curl Machine

Art. No. SR4NG

This combined training machine for a functional training of the quadriceps as well as the hamstring muscles from a seated position.

In order to avoid overstraining the knee ligaments, the machine has an individually adjustable pressure roller resulting in the knee joint axis being stabilised for optimal biomechanics.

- including movement limiters
- multi-dimensional adjustable seat
- change-over from curl to extension from the seated position
- including special noise reduction elements between the weights

PLATE LOAD:	65kg
WEIGHT GRADUATION:	5 x 3kg / 10 x 5kg
EQUIPMENT DIMENSIONS:	(DxHxW) 104 x 163 x 165cm
OVERALL WEIGHT:	approx. 292kg



Foldable press roller



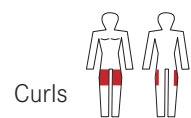
Backrest and seat adjustment



Backrest and seat adjustment



Extension



Curls

PROLINE | NG



■ For upholstery covers and frame colour refer to the colour chart on the last page of the catalogue!

Ab/Back Trainer Art. No. SR3NG

The Ab/Back Trainer enables a dynamic training of the back extensor muscles as well as the front straight abdominal muscles from a relaxed position.

The two-dimensional back rest adjustment offers an optimal sitting position.

Thanks to the lumbar-shaped back rest, excellent support of the lumbar spine is achieved. The extra knee pad ensures that the exercise is carried out in the correct biomechanical position.

- including movement limiters
- multi-dimensional seat with infinitely variable height adjustment
- infinitely adjustable training arm for optimal positioning
- including special noise reduction elements between the weights

PLATE LOAD:	100kg
WEIGHT GRADUATION:	20 x 5kg
EQUIPMENT DIMENSIONS:	(DxHxW) 98 x 163 x 168cm
OVERALL WEIGHT:	approx. 279kg



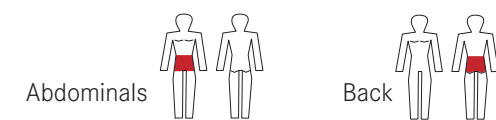
Setting the training position



2-dimensional back support



Adjusting the knee pad



■ For upholstery covers and frame colour refer to the colour chart on the last page of the catalogue!



Butterfly/Press Back

Art. No. SR2NG

When using the Butterfly/Press Back training machine, the butterfly exercise provides optimal training of the chest and delta muscles which play an important role for muscle abduction and adduction, as well as the internal rotation of the extended arm.


During the Press Back exercise, the device acts as a multi-functional posture stabiliser for training the pectoralis whilst including the arm muscles and strengthening the mid section of the shoulder blade muscles.

- including movement limiters
- infinitely height adjustable seat
- starting position and width of the training arm individually adjustable
- including special noise reduction elements between the weights

PLATE LOAD:	105kg
WEIGHT GRADUATION:	5 x 5kg / 10 x 8kg
EQUIPMENT DIMENSIONS:	(DxHxW) 122 x 163 x 142cm
OVERALL WEIGHT:	approx. 302kg



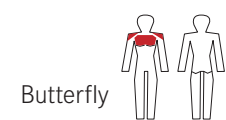
Easy width adjustment



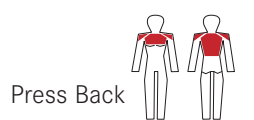
Selection of the start position



Movement limiter



Butterfly



Press Back

■ For upholstery covers and frame colour refer to the colour chart on the last page of the catalogue!



Abduction/ Adduction Trainer

Art. No. SR9NG

PROLINE | NG

The combined abduction/adduction trainer stimulates the inner thigh and outer gluteal muscles in an extremely efficient way. In particular, the abductors trained in this way stabilise the pelvis and prevent it from lowering towards the free leg side.

The backrest with adjustable tilt provides significant relief for training in a semi-recumbent position, especially for hip patients. The easy-moving single button adjustment of the leg rests from adduction to abduction ensures maximum ease of use.

- incl. movement limiters
- pneumatic spring-assisted backrest adjustment
- multi-dimensionally adjustable leg rests
- incl. special noise insulation elements between the weight plates
- Medical device in accordance with Directive 93 / 42 / EEC

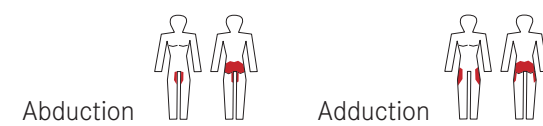
WEIGHT STACK:	100 kg
WEIGHT INCREMENTS:	20 x 5 kg
EQUIPMENT SIZE (DxHxW):	115 x 163 x 154 cm
TOTAL WEIGHT: approx.	322 kg



Changeover from
 Abduction/adduction

choice of the starting
 position

leg pad adjustment



■ For upholstery covers and frame colour refer to the colour chart on the last page of the catalogue!

Rotation Trainer Art. No. SR6NG

PROLINE | NG

The rotational trainer is an excellent training apparatus for developing the rotatory back muscles synergetically with oblique abdominal muscles. In particular, the autochthonous back muscles are activated optimally.

In this apparatus the lower body is turned while the upper body remains fixed. This allows training with optimum stimulation, taking into account the achievable movement range of the patient and ensures outstanding movement control.

- incl. movement limiters
- shoulder pads and starting position individually adjustable from the seated position
- comfortable and convenient entry thanks to fold-down leg pads and continuous width adjustment of the pelvic restraint and shoulder pads that can be swung up
- incl. special noise insulation elements between the weight plates
- Medical device in accordance with Directive 93 / 42 / EEC

WEIGHT STACK:	45 kg
WEIGHT INCREMENTS:	15 x 3 kg
EQUIPMENT SIZE (DxHxW):	160 x 163 x 75 cm
TOTAL WEIGHT: approx.	332 kg



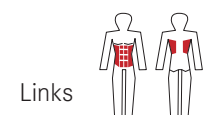
Right-hand rotation



Left-hand rotation



Comfortable entry



Links



Rechts



■ For upholstery covers and frame colour refer to the colour chart on the last page of the catalogue!

Hip Trainer

Art. No. SR5NG

PROLINE | NG

The multi-functional equipment for training all gluteal muscles, not only for the abductors/adductors, but also for the hip flexors and extensors in an upright position. The multi-dimensionally adjustable, generously-sized standing platform and the individually adjustable body supports ensure an optimum training position while at the same time ensuring maximum stability for the patient.

- incl. two restraining body supports
- training arm is continuously adjustable vertically and in fine angular increments ; individually adjustable, the continuously height adjustable standing platform, which can be set horizontally in several positions, combined with the arm setting, ensures optimum position of the patient in the respective movement axis
- incl. special noise insulation elements between the weight plates
- Medical device in accordance with Directive 93 / 42 / EEC

WEIGHT STACK:	65 kg
WEIGHT INCREMENTS:	5 x 3 kg / 10 x 5 kg
EQUIPMENT SIZE (DxHxW):	115 x 183 x 188 cm
TOTAL WEIGHT: approx.	308 kg



Restraining pad adjustment



Multi-dimensionally adjustable standing platform



Hip flexion exercise



■ For upholstery covers and frame colour refer to the colour chart on the last page of the catalogue!

Multi-Press

Art. No. 10011254

The multi-press enables guided training with numerous variation options and thanks to the individually adjustable safety stops, installed as a standard feature, it also provides maximum safety. The bar is released from its locked position by turning it slightly on lifting.


The integrated pad on the dumbbell weight bar enables extremely comfortable training during the squat exercise and can be removed easily. The combination of multi-press and training bench (page 30) is useful for extending the range of exercises for the torso, arms and legs in a recumbent or sitting position.

- incl. two adjustable stops and hook system for maximum safety during training
- Precision guides ensure low-friction and smooth, easy running and prevent tilting
- Dumbbell weight bar is height adjustable in 16 levels
- incl. 3 dumbbell disc retainers (30.5 mm bore) on both sides for 5 dumbbell discs each

EQUIPMENT SIZE (DxHxW): 210 x 115 x 224 cm

TOTAL WEIGHT: approx. 162 kg (without dumbbells)


Dumbbell discs not included in the scope of supply.



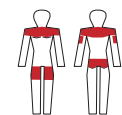
guided dumbbell



safety stops




adjustable dumbbell



■ For upholstery covers and frame colour refer to the colour chart on the last page of the catalogue!

PROLINE | NG



PULLEYS NG

We have extended the functionality of our pulley machines and brought it into line with the ProLine NG design. There are three different models for the complete therapeutic and training needs available.

1) SPEED PULLEY ProLine NG – Art. No. 10011612

The speed model has a 1:6 resistance ratio to enable perfect explosive strength training. The cable outputs can be moved in 3-dimensions and are fitted with a cable extension. In this series, the speed models have an additional wheel on the base plate, which adds the ideal way to train the dorsal flexor foot muscles to the already huge variety of exercises.

As an option, you can get an 80 kg weight stack

- including two training handles, rope extension, guide pulley and design cover
- infinitely variable height adjustment of the three-dimensional rope outlets
- can be cleverly combined with many extension options (pulley tripod or pulley slide)

PLATE LOAD:	65kg
WEIGHT GRADUATION:	5 x 3kg / 10 x 5kg
EQUIPMENT DIMENSIONS:	(DxHxW) 45x 225 x 35cm
OVERALL WEIGHT: approx.	85kg
80kg PULLEY EXPLOSIVE NG	5x3kg & 13x5kg Art. No. 10011612-80kg

2) MULTIFUNCTIONAL PULLEY - 24 kg ProLine NG – Art. No. 10011845

This pulley is the little brother of our speed pulley. It has only 24kg weight load and leads to a 1:2 transmission. The other features stay the same as with its big brother.

PLATE LOAD:	24kg
WEIGHT GRADUATION:	4 x 0,5kg / 11 x 2kg
EQUIPMENT DIMENSIONS:	(DxHxW) 45x 225 x 35cm
OVERALL WEIGHT: approx.	45kg

3) LAT PULLEY ProLine NG – Art. No. 10011770

This pulley offers all possibilities for training back, abdominals, shoulder and arm muscles. It is also suitable training with negative resistance. This pulley is designed for muscle training for a large variety of people or patients.

Direct transmission 1:1.


As an option, you can get an 80 kg weight stack

PLATE LOAD:	65kg
WEIGHT GRADUATION:	5 x 3kg / 10 x 5kg
EQUIPMENT DIMENSIONS:	(DxHxW) 45x 225 x 35cm
OVERALL WEIGHT: approx.	85kg
80kg Lat Pulley NG	5x3kg & 13x5kg Art. No. 10011770-80kg

4) PULLEY TRIPOD ProLine NG – Art. No. 10011613

This design tripod is suitable to all pulleys, which can then be used without wall mounting.

- Installation requirements:
Solid concrete or brick wall! Delivered without mounting hardware.



speed pulley



lat pulley with tripod



Weight adjustment



3-dimensional motion

Options for pulleys on page 26/27.

PULLEYS

There are three different models for the complete therapeutic and training needs available.

1) SPEED PULLEY – Art. No. 10011260

The speed model has a 1:6 resistance ratio to enable perfect explosive strength training. The cable outputs can be moved in 3-dimensions and are fitted with a cable extension.

As an option, you can get an 80 kg weight stack

- including two training handles and rope extension
- infinitely variable height adjustment of the three-dimensional rope outlets
- can be cleverly combined with many extension options (pulley tripod or pulley slide)

PLATE LOAD:	65kg
WEIGHT GRADUATION:	5 x 3kg / 10 x 5kg
EQUIPMENT DIMENSIONS:	(DxHxW) 45x 225 x 35cm
OVERALL WEIGHT: approx.	85kg
80kg PULLEY EXPLOSIVE	5x3kg & 13x5kg Art. No. 10011260-80kg

2) MULTIFUNCTIONAL PULLEY - 24 kg – Art. No. 10007313

This pulley is the little brother of our speed pulley. It has only 24kg weight load and leads to a 1:2 transmission. The other features stay the same as with its big brother.

PLATE LOAD:	24kg
WEIGHT GRADUATION:	4 x 0,5kg / 11 x 2kg
EQUIPMENT DIMENSIONS:	(DxHxW) 45x 225 x 35cm
OVERALL WEIGHT: approx.	45kg

3) LAT PULLEY – Art. No. 10011261

This pulley offers all possibilities for training back, abdominals, shoulder and arm muscles. It is also suitable training with negative resistance. This pulley is designed for muscle training for a large variety of people or patients.

Direct transmission 1:1.

As an option, you can get an 80 kg weight stack

PLATE LOAD:	65kg
WEIGHT GRADUATION:	5 x 3kg / 10 x 5kg
EQUIPMENT DIMENSIONS:	(DxHxW) 45x 225 x 35cm
OVERALL WEIGHT: approx.	85kg
80kg Lat Pulley	5x3kg & 13x5kg Art. No. 10011261-80kg

4) PULLEY TRIPOD PROLINE NG – Art. No. 10011613

This design tripod is suitable to all pulleys, which can then be used without wall mounting.

■ Installation requirements:

Solid concrete or brick wall! Delivered without mounting hardware.



lat pulley

speed pulley with tripod

Options for pulleys on page 26/27.

Pulley Wall Slide Art. No. 10012146

The pulley wall slide is a wall mounted rail device and can be equipped with two of our pulleys out of the full pulley range. The shifting device allows you to continuously vary the distance between the two tension assemblies according to your needs.

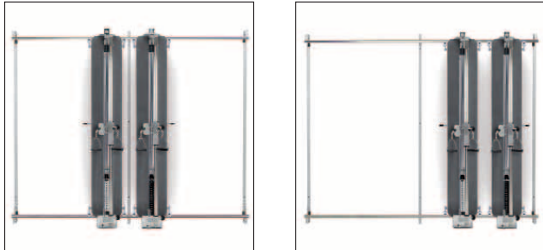
For the rails, we only use high-quality stainless steel for maximum operating characteristics and durability.

Pulleys are not included!

TECHNICAL SPECIFICATIONS:

DIMENSIONS in cm (D x H x W): 250 x 217 x 24 cm

TOTAL WEIGHT: approx. 80 kg




■ Installation requirements:
Solid concrete or brick wall! Delivered without mounting hardware.

Pulley accessories



Height-adjustable T-bar
Art. No. 10008663



Push-fit extension bracket
(not for lat pulley)
Art. No. 10000095




Lat bar
Art. No. 10002432



Hand/foot strap (pair)
Art. No. 10013629




Padded leather foot strap 45 cm
Art. No. 10013690



Padded leather foot strap 68 cm
Art. No. 10013702

PROLINE NG




Circle Line



Perfection – from professionals for professionals

The concentric-excentric operating dual-function devices for two muscle groups each stand out thanks to their simple engineering and quality workmanship. Weights to increase resistance were not used. Instead, CircleLine works using an own made hydraulic cylinder system in which the resistance is adjusted using an easy-to-use scaled dial. Depending on the device, you can choose whether the level of resistance should be adjusted together or variably for the two directions of movement. This guarantees a smoother and more uniform motion resistance, reduces the risk of injury and overloading, and enables an effective workout in a very short time, since the concentric-excentric system acts on two muscle groups simultaneously.



■ See inside back page for upholstery colour chart



ABDOMINAL/BACK TRAINER

Combination machine with 2-way cylinder

Item No. HZ 4
Differentiable resistance for agonist & antagonist

Dimensions:
L x W x H / 79 cm x 69 cm x 127 cm
Weight: 44 kg

Option
Item No. 10009536
Designed as a medical device – MPG compliant
Item No. HZ-P
Upholstery quality - Palma



LEG CURL/EXTENSION MACHINE

Combination machine with 2-way cylinder

Item No. HZ 3
Differentiable resistance for agonist & antagonist

Dimensions:
L x W x H / 152 cm x 69 cm x 114 cm
Weight: 63 kg

Option
Item No. 10009536
Medical device version – MPG compliant
Item No. HZ-P
Upholstery quality - Palma



UPPER BACK / PECS TRAINER

Combination machine with 2-way cylinder

Item No. HZ 5
Differentiable resistance for agonist & antagonist

Dimensions:
L x B x H / 79 cm x 80 cm x 108 cm
Weight: 49 kg

Option
Item No. 10009536
Medical device version – MPG compliant
Item No. HZ-P
Upholstery quality - Palma



SHOULDER LIFT / PULL DOWN

Combination machine with 2-way cylinder

Item No. HZ 9
Differentiable resistance for agonist & antagonist

Dimensions:
L x W x H / 92 cm x 69 cm x 126 cm
Weight: 52 kg

Option
Item No. 10009536
Designed as a medical device – MPG compliant
Item No. HZ-P
Upholstery quality - Palma



OUTER/INNER THIGH TRAINER

Combination machine with 2-way cylinder

Item No. HZ 6
Differentiable resistance for agonist & antagonist

Dimensions:
L x W x H / 135 cm x 69 cm x 107 cm
Total weight: 66 kg

Option
Item No. 10009536
Designed as a medical device – MPG compliant
Item No. HZ-P
Upholstery quality - Palma



BUTTERFLY/CORE STABILISER

Combination machine with 2-way cylinder

Item No. HZ 8
Differentiable resistance for agonist & antagonist

Dimensions:
L x W x H / 104 cm x 69 cm x 113 cm
Total weight: 67 kg

Option
Item No. 10009536
Designed as a medical device – MPG compliant
Item No. HZ-P
Upholstery quality - Palma



LEG PRESS

Item No. HZ 1
Leg press

Dimensions:
L x W x H / 154 cm x 69 cm x 123 cm
Total weight: 71 kg

Option
Item No. 10009536
Designed as a medical device – MPG compliant
Item No. HZ-P
Upholstery quality - Palma



CIRCLE COLUMN

With its striking slender design, this low-height column provides CIRCLE Line timekeepers with a valuable accessory for group training.

The LED equipment based on the traffic light principle can be configured to suit your requirements. PATENTED DESIGN

Item No. 10009533
• Circle column with LED lighting

Dimensions:
B x D x H / 40 cm x 7 cm x 127 cm

Training/Incline Bench NG

PROLINE NG

Training Bench

Art. No. 10012688

- The new PROLINE NG training bench has convincingly outstanding design and a significantly wider range of functions than conventional equipment.
- Apart from the classic bench function for cable training, thanks to its 10° positive to 9° negative adjustable upholstered surface it can also, for example, be used optimally for dumbbell training or in combination with the multi-press.
- The pneumatic spring-operated, continuous tilt adjustment using the foot ensures maximum ease of use.
- The seat area is naturally separately adjustable, and the backrest is not only continuously lowerable but is also positively adjustable in increments from 0° - 85°.
- By adding the optional set of castors you ensure flexible use within your practice rooms.



EQUIPMENT SIZE: (L x W x H): 124 x 48 x 55 cm
TOTAL WEIGHT: approx. 50 kg



Incline Bench

Art. No. 10012796

- The diverse adjustment variations, which can be conveniently operated by means of stop bolts, enable a wide range of uses for this equipment.
- The leg rest can be adjusted not only vertically but also in the lengthwise direction and can thus be optimally adjusted to your respective patient.
- The bench part is adjustable from 80° positive to 39° negative and the head section from 39° positive to 54° negative.
- The pivot-mounted middle roll bolster and the height-adjustable support roll bolster ensure a secure fit for any patient height.
- By adding the optional set of castors you ensure flexible use within your practice rooms.



EQUIPMENT SIZE: (L x B x H): 154 x 56 x 78 cm
TOTAL WEIGHT: approx. 60 kg



■ For upholstery covers and frame colour refer to the colour chart on the last page of the catalogue!

Training Devices

Lateral-/Lumbal Trainer

- Apart from classic trunk training (training of the erector spinae muscles and gluteal muscles), this equipment is also used as a lateral training for the lateral trunk muscles.
- Compared to conventional equipment, the PROLINE | NG lateral/lumbar trainer is primarily characterised by its extremely comfortable, pneumatic spring-operated continuous tilt adjustment, which enables training at different difficulty levels. An angle indicator ensures precise reproducibility of the equipment setting.
- Individual adjustment of the backrest and lower leg bolster ensures optimum positioning of the patient.
- By adding the optional set of castors you ensure flexible use within your practice rooms.

Equipment size (L x W x H): 132 x 66 x 114 cm
Total weight: approx. 43 kg

Lumbal Trainer kneeling

- Optimum training for erector spinae muscles and gluteal muscles in a comfortable kneeling position
- The level of difficulty is varied continuously and conveniently by adjusting the inclination angle by means of a pneumatic spring. An angle indicator ensures precise reproducibility of the setting.
- By adjusting the tread and the backrest cushion the equipment can be adjusted to any patient's height.
- By adding the optional set of castors you ensure flexible use within your practice rooms.

Equipment size (L x W x H): 125 x 66 x 97 cm
Total weight: approx. 59 kg

Abdominal Trainer

- Abdominal trainer especially for training all abdominal muscles from a pre-stretched position.
- The level of difficulty is varied continuously and conveniently by adjusting the inclination angle by means of a pneumatic spring. An angle indicator ensures precise reproducibility of the setting.
- A height-adjustable leg rest enables the equipment to be adjusted to any patient's height.
- By adding the optional set of castors you ensure flexible use within your practice rooms.

Equipment size (L x W x H): 160 x 48 x 107 cm
Total weight: approx. 60 kg

■ For upholstery covers and frame colour refer to the colour chart on the last page of the catalogue!



EQUIPMENT SIZE: (L x B x H): 132 x 66 x 114 cm
TOTAL WEIGHT: approx. 43 kg



EQUIPMENT SIZE: (L x B x H): 125 x 66 x 97 cm
TOTAL WEIGHT: approx. 59 kg



EQUIPMENT SIZE: (L x B x H): 160 x 48 x 107 cm
TOTAL WEIGHT: approx. 60 kg

Training/Incline Bench

EQUIPMENT SIZE: (L x B x H): 124 x 48 x 55 cm
TOTAL WEIGHT: approx. 50 kg



EQUIPMENT SIZE: (L x B x H): 154 x 56 x 78 cm
TOTAL WEIGHT: approx. 60 kg



Therapy Tables

Aruba

and

Xtension

The therapy tables in the Aruba series are our best-selling tables. They are popular not only for their excellent value for money, but also for their attractive design.

The scissor frame means that the height can be adjusted vertically with no lateral offset, which is ideal for treatment under a sling table. The therapy tables are all equipped with safety guards and a safety lockout box as standard, to guarantee maximum safety during operation. The head section has a nose silt, inc. insert cushion.

Our exclusive Xtension therapy table series will win you over not only with its outstanding design, but also by its engineering, which is perfectly adapted to each therapist. The frame structure is designed to ensure maximum seating and leg room without reducing the stability.

We ensure maximum stability by using high-quality components and sophisticated bearing technology for the frame construction. This is evident with dynamic loads, under which our Xtension therapy tables exhibit optimum absorption properties and hardly allow for any vibration.

Aruba

Technical specifications:

<i>Lying surface:</i>	65 x 200 cm
<i>Frame color:</i>	white or stainless silver (specify when ordering)
<i>Upholstery:</i>	Amalfi
<i>Padding:</i>	approx. 40 mm
<i>Electric height adjustment:</i>	approx. 48 - 95 cm
<i>Weight:</i>	approx. 120 kg
<i>Head section:</i>	continuously adjustable, 50° positive/40° negative
<i>Roller lifting device:</i>	standard
<i>Safety lockout box:</i>	standard
<i>Nose silt, inc. insert cushion:</i>	standard

Medical device in accordance with directive 93/42/EWG

■ See inside back page for upholstery colour chart

Aruba therapy table, hydraulic

Options

- 3-part head section, lateral arm supports, continuously lowerable
- Surcharge for lying surface width 75 cm
- Palma upholstery surcharge
- Paper roll holder for therapy table
- Special color frame
- Restraint with 2 bars (for table width 65 cm)
- Restraint with 2 bars (for table width 75 cm)

Aruba therapy table, electric

- Aruba therapy table, with manual switch
- Aruba therapy table, with foot switch
- Aruba therapy table, with all-round control bar

Options:

- Surcharge for engine, stroke: 3 cm/sec. (with 5-year special warranty)
- 3-part head section, lateral arm supports, continuously lowerable
- Surcharge for lying surface width 75 cm
- Surcharge for frame footswitch on both sides
- Palma upholstery surcharge
- Paper roll holder therapy table
- Special color frame
- Restraint with 2 bars (for table width 65 cm)
- Restraint with 2 bars (for table width 75 cm)




The image shows the Aruba with a stainless silver frame and all-round control bar

The entry-level model with top features

Upholstery color Amalfi delft



Roller lifting device Foot-operated hydraulic system 3-part head section Paper roll holder Manual switch



Foot switch Standart motor All-round control bar + safety guard Manual switch turbo engine Foot switch turbo engine Frame foot switch on both sides turbo engine

Aruba 3P Top quality for multifunctional use

Technical specifications:

<i>Lying surface:</i>	65 x 200 cm
<i>Frame color:</i>	white or stainless silver (specify when ordering)
<i>Upholstery:</i>	Amalfi
<i>Padding:</i>	approx. 40 mm
<i>Electric height adjustment:</i>	approx. 50 – 96 cm
<i>Weight:</i>	approx. 120 kg
<i>Head section:</i>	continuously adjustable, 50° positive/40° negative
<i>Roller lifting device:</i>	standard
<i>Safety lockout box:</i>	standard
<i>Top positioning:</i>	manually using gas spring
<i>Inclination of the foot section:</i>	manually using gas spring
<i>Nose silt, inc. insert cushion:</i>	standard

■ See inside back page for upholstery colour chart



The image shows the Aruba 3P with an inox silver frame and the options: All-round control bar, turbo engine and 3-piece head section

Upholstery color Amalfi apfel

Aruba 3P therapy table, hydraulic

Options:

- 3-part head section, lateral arm supports, continuously lowerable
- Surcharge for lying surface width 75 cm
- Palma upholstery surcharge
- Paper roll holder for therapy table
- Special color frame
- Therapist-set = 1 banana cushion (standard Ø 6 cm) and 3 seating cushions
- Banana cushion 6 cm
- Banana cushion 10 cm
- Restraint with 2 bars (for table width 65 cm)
- Restraint with 2 bars (for table width 75 cm)
- Extension bars for Aruba 3P (not retrofittable)

Aruba 3P therapy table, electric

- Aruba 3P therapy table, with manual switch
- Aruba 3P therapy table, with foot switch
- Aruba 3P therapy table, with all-round control bar

Options:

- Surcharge for engine, stroke: 3 cm/sec. (with 5-year special warranty)
- 3-part head section, lateral arm supports, continuously lowerable
- Surcharge for frame footswitch on both sides
- Palma upholstery surcharge
- Paper roll holder therapy table
- Special color frame
- Electric top positioning with additional motor for Aruba 3P
- Therapist-set = 1 banana cushion (standard Ø 6 cm) and 3 seating cushions
- Banana cushion Ø 6 cm
- Banana cushion Ø 10 cm
- Restraint with 2 bars (for table width 65 cm)
- Restraint with 2 bars (for table width 75 cm)
- Extension bars for Aruba 3 (not retrofittable)



Roller lifting device Foot-operated hydraulic system 3-part head section Paper roll holder Therapist set Restraints with 2 bars



Manual switch standard motor Foot switch standard motor All-round control bar + safety guard Manual switch turbo engine Foot switch turbo engine Frame foot switch on both sides turbo engine

Aruba Vojta / Bobath

Technical specifications:

Lying surface:	120 x 180 cm
Frame color:	white or stainless silver (specify when ordering)
Upholstery:	Amalfi
Padding:	approx. 40 mm
Electric height adjustment:	approx. 48 - 97 cm
Weight:	approx. 130 kg
Roller lifting device:	standard
Safety lockout box:	standard

Medical device in accordance with directive 93/42/EWG

■ See inside back page for upholstery colour chart

Aruba Vojta / Bobath therapy table, electric

Aruba Vojta/Bobath therapy table, with manual switch

Aruba Vojta/Bobath therapy table, with foot switch

Options

- Surcharge for turbo engine, stroke: 3 cm/sec. (with 5-year special warranty)
- Surcharge for frame foot switch on both sides
- Head section pos./neg. 30° adjustable
- Palma upholstery surcharge for Aruba Vojta / Bobath
- Surcharge for special size 120 x 200 cm
- Special color frame



The scissor frame means that the height of the therapy table can be adjusted with no lateral offset.



Roller lifting device



Manual switch standard motor



Foot switch standard motor



Manual switch Turbo engine



frame Foot switch on both sides



Xtension Basic

Technical specifications:

- Lying surface:* 65 x 200 cm
- Frame color:* inox silver
- Upholstery:* Amalfi
- Padding:* approx. 40 mm
- Electric height adjustment:* approx. 46 – 97 cm using turbo-electric motor (in ca. 15 seconds) with design panel
- Weight:* approx. 120 kg
- High-quality head section:* continuously adjustable up to positive 50°/negative 70°-80°
- Roller lifting device:* standard
- Safety lockout box:* standard
- Nose slit, inc. insert cushion:* standard

Medical device in accordance with directive 93/42/EWG

■ See inside back page for upholstery colour chart

Xtension Basic therapy table, hydraulic

Options:


- Palma upholstery surcharge for Xtension Basic
- 3-part head section, side arm rests, continuously lowerable and swivellable
- Comfortably padded turning head section
- Surcharge for lying surface width 75 cm
- Paper roll holder for the Xtension therapy table

Xtension Basic therapy table, electric

- Xtension Basic, with all-round control bar
- Xtension Basic, with magnetic manual switch
- Xtension Basic, with separate foot switch

Options

- Palma upholstery surcharge for Xtension Basic
- 3-part head section, side arm rests, continuously lowerable and swivellable
- Comfortably padded turning head section
- Surcharge for lying surface width 75 cm
- Second manual switch
- Second foot switch
- Paper roll holder for the Xtension therapy table



The image shows the Xtension Basic with all-round control bar option

Treatment table with 2-part lying surface
Upholstery color Amalfi oyster



Turbo engine with design panel Roller lifting device 3-part head section Comfortably padded turning head section



Height adjustment with all-round control bar Manual switch Foot switch

Xtension Classic

Technical specifications:

Lying surface:	65 x 200 cm
Frame color:	inox silver
Upholstery:	Amalfi
Padding:	approx. 40 mm
Electric height adjustment:	aprox. 50 – 101 cm using turbo-electric motor (in approx. 15 sec.) with design panel
Weight:	approx. 120 kg
High-quality head section:	continuously adjustable up to positive 50° /negative 70°-80°
Roller lifting device:	standard
Safety lockout box:	standard
Top positioning:	manually using gas springs
Inclination of the foot section:	manually using gas springs
Nose silt, inc. insert cushion:	standard

Medical device in accordance with directive 93/42/EWG

■ See inside back page for upholstery colour chart

Xtension Classic, hydraulic

Options:

- Palma upholstery surcharge for Xtension Classic
- 3-part head section, side arm rests, continuously lowerable and swivellable
- Comfortably padded turning head section
- Surcharge for lying surface width 75 cm
- Therapist-set = 1 banana cushion (standard Ø 6 cm) and 3 seating cushions
- Banana cushion Ø 6 cm
- Banana cushion Ø 10 cm
- Restraint with 2 bars (for table width 65 cm)
- Restraint with 2 bars (for table width 75 cm)
- Extension bars at the foot section (not retrofittable)
- Paper roll holder for Xtension therapy table

Xtension Classic therapy table, electric

- Xtension Classic, with all-round control bar
- Xtension Classic, with magnetic manual switch
- Xtension Classic, with separate foot switch

Options:

- Palma upholstery surcharge for Xtension Classic
- 3-part head section, side arm rests, continuously lowerable and swivellable
- Comfortably padded turning head section
- Surcharge for lying surface width 75 cm
- Second manual switch
- Second foot switch
- 2nd motor for electric top positioning
- Therapist-set = 1 banana cushion (standard Ø 6 cm) and 3 seating cushions
- Banana cushion Ø 6 cm
- Banana cushion Ø 10 cm
- Restraint with 2 bars (for table width 65 cm)
- Restraint with 2 bars (for table width 75 cm)
- Extension bars at the foot section (not retrofittable)
- Paper roll holder for Xtension therapy table



The image shows the Xtension Classic with the options: 3-part head section and all-round control bar

Treatment table with 3-pary lying surface

Upholstery color Amalfi safran




Turbo engine with design panel



Roller lifting device



Comfortably padded turning head section



Therapist-set = 1 banana cushion + 3 seating cushions



Height adjustment with all-round control bar



Manual switch



Foot switch

Xtension Comfort

Technical specifications:

<i>Lying surface:</i>	65 x 200 cm, inc. 2 fold-down side cushions so the Therapist can stand in the optimum position
<i>Frame color:</i>	inox silver
<i>Upholstery:</i>	Amalfi
<i>Padding:</i>	approx. 40 mm
<i>Electric height adjustment:</i>	aprox. 50 – 101 cm using turbo-electric motor (in approx. 15 sec.) with design panel
<i>Weight:</i>	approx. 120 kg
<i>High-quality head section:</i>	3 pcs., continuously adjustable up to positive 50° /negative 70°-80°, arm supports continuously lowerable and swivellable
<i>Roller lifting device:</i>	standard
<i>Safety lockout box:</i>	standard
<i>Top positioning:</i>	manually using gas springs
<i>Inclination of the foot section:</i>	manually using gas springs
<i>Nose silt, inc. insert cushion:</i>	standard

■ See inside back page for upholstery colour chart

Xtension Comfort therapy table, hydraulic

Options:

- Palma upholstery surcharge for Xtension Comort
- Comfortably padded turning head section
- Surcharge for lying surface width 75 cm
- Therapist-set = 1 banana cushion (standard Ø 6 cm) and 3 seating cushions
- Banana cushion Ø 6 cm
- Banana cushion Ø 10 cm
- Restraint with 2 bars (for table width 65 cm)
- Restraint with 2 bars (for table width 75 cm)
- Extension bars at the foot section (not retrofittable)
- Paper roll holder for Xtension therapy table

Xtension Comfort therapy table, electric

- Xtension Comfort, with all-round control bar
- Xtension Comfort, with magnetic manual switch
- Xtension Comfort, with separate foot switch

Options:

- Palma upholstery surcharge for Xtension Comfort
- Comfortably padded turning head section
- Surcharge for lying surface width 75 cm
- Second manual switch
- Second foot switch
- 2nd motor for electric top positioning
- Therapist-set = 1 Banana cushion (standard Ø 6 cm) and 3 seating cushions
- Banana cushion Ø 6 cm
- Banana cushion Ø 10 cm
- Restraint with 2 bars (for table width 65 cm)
- Restraint with 2 bars (for table width 75 cm)
- Extension bars at the foot section (not retrofittable)
- Paper roll holder for Xtension therapy table



The image shows the Xtension Comfort with the options: All-round control bar and comfortably padded turning head section

Treatment table with 7-pary lying surface
Upholstery color Amalfi port



including 2 fold-down side cushions



Turbo engine with design panel



Roller lifting device



Comfortably padded turning head section



Therapist-set = 1 banana cushion + 3 seating cushions



Height adjustment with all-round control bar



Manual switch



Foot switch